

---

# MONTHLY KEY PERFORMANCE INDICATORS

NOVEMBER 2023



RETAIL RELATED REVENUES - SALES TAX, HOME RULE SALES  
TAX AND LOCAL USE TAX COMBINED



July 2023

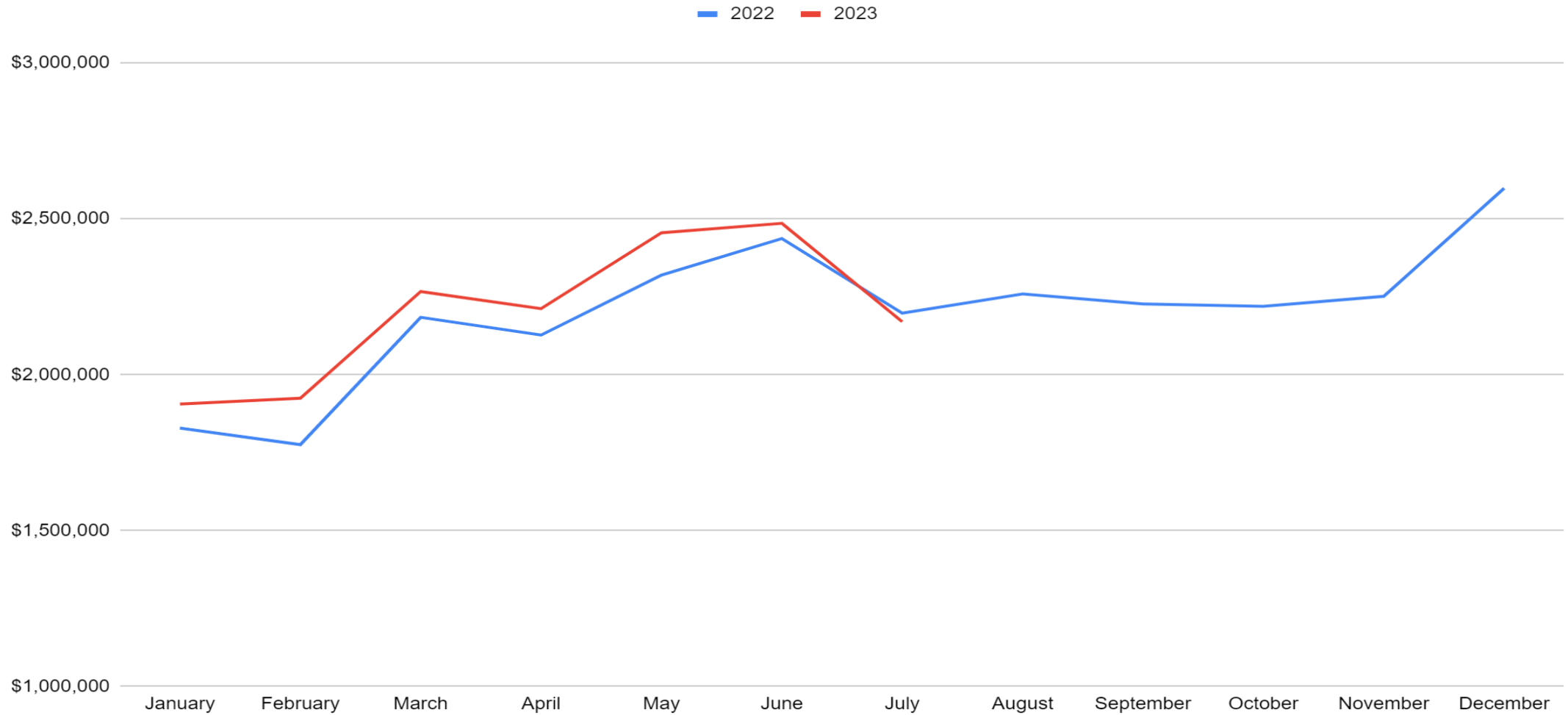
\$2,169,862

VS 2022

-1.24%

## Retail Related Revenues 2022 - 2023

Sales, Home Rule and Local Use Taxes Combined



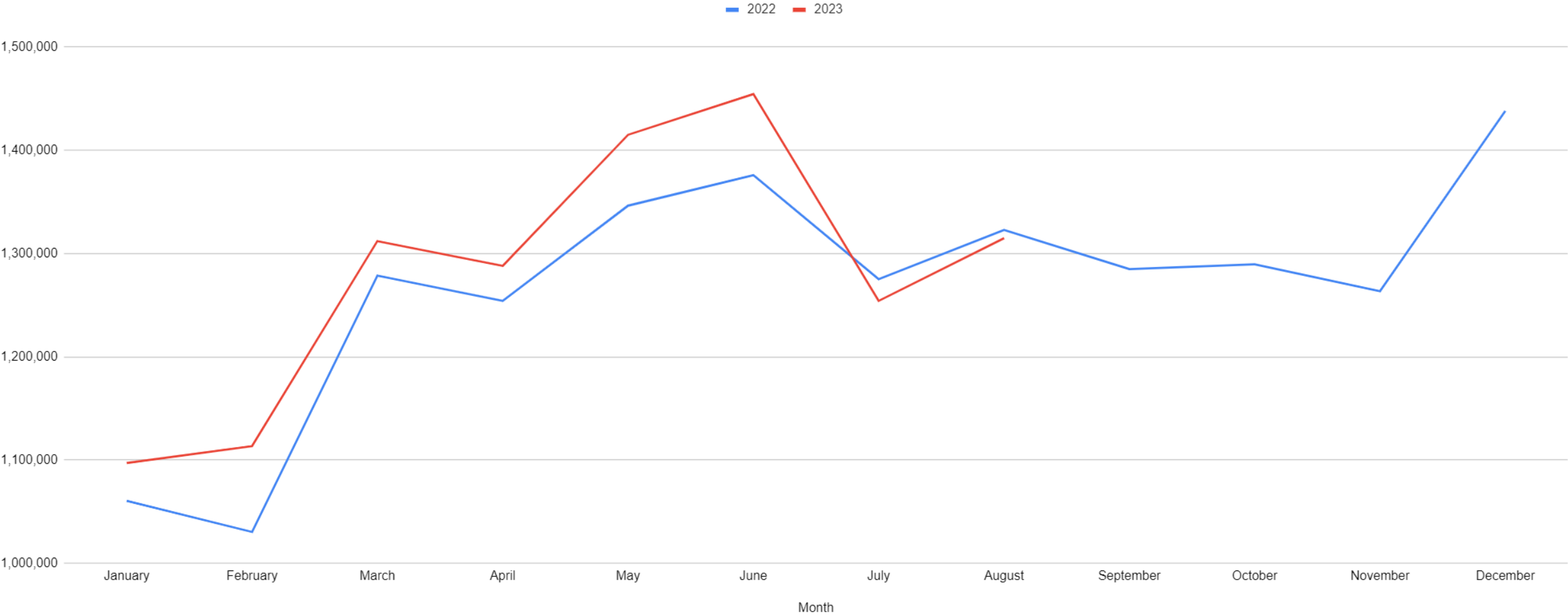
Retail Related Revenues - Sales Tax, Home Rule Sales Tax and Local Use Tax COMBINED

# MUNICIPAL SALES TAX TRADE AREA RATE COMPARISON

| <u>Municipality</u> | <u>August 2023</u> | <u>VS 2022</u> |
|---------------------|--------------------|----------------|
| ■ Downers Grove     | <b>\$1,314,878</b> | <b>-0.61%</b>  |
| ■ Darien            | \$349,359          | 3.72%          |
| ■ Lisle             | \$581,970          | 8.58%          |
| ■ Lombard           | \$1,119,496        | -2.77%         |
| ■ Oak Brook         | \$1,628,728        | 6.32%          |
| ■ Oakbrook Terrace  | \$251,893          | 1.79%          |
| ■ Westmont          | \$1,057,324        | -4.34%         |
| ■ Woodridge         | \$591,831          | 9.43%          |



# Sales Tax Revenue 2022 - 2023

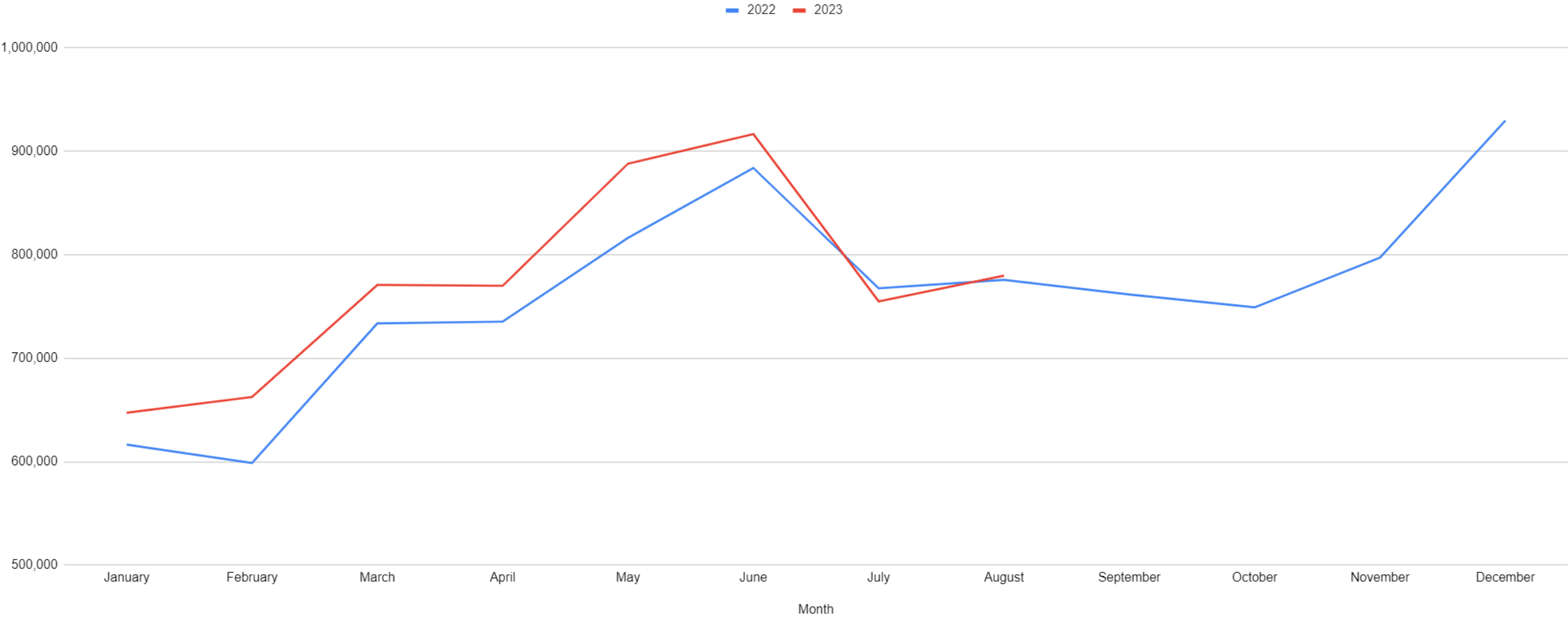


# HOME RULE/NON- HOME RULE SALES TAX TRADE AREA COMPARISON

| <u>Municipality</u> | <u>August 2023</u> | <u>VS 2022</u> |
|---------------------|--------------------|----------------|
| ■ Downers Grove     | <b>\$779,688</b>   | <b>0.52%</b>   |
| ■ Darien            | \$246,918          | 4.92%          |
| ■ Lisle             | no tax collected   |                |
| ■ Lombard           | \$841,926          | 1.48%          |
| ■ Oak Brook         | \$659,985          | 0.13%          |
| ■ Oakbrook Terrace  | \$189,307          | 6.10%          |
| ■ Westmont          | \$198,493          | -2.99%         |
| ■ Woodridge         | \$311,327          | -0.62%         |



# Home Rule Sales Tax Revenue 2022 - 2023

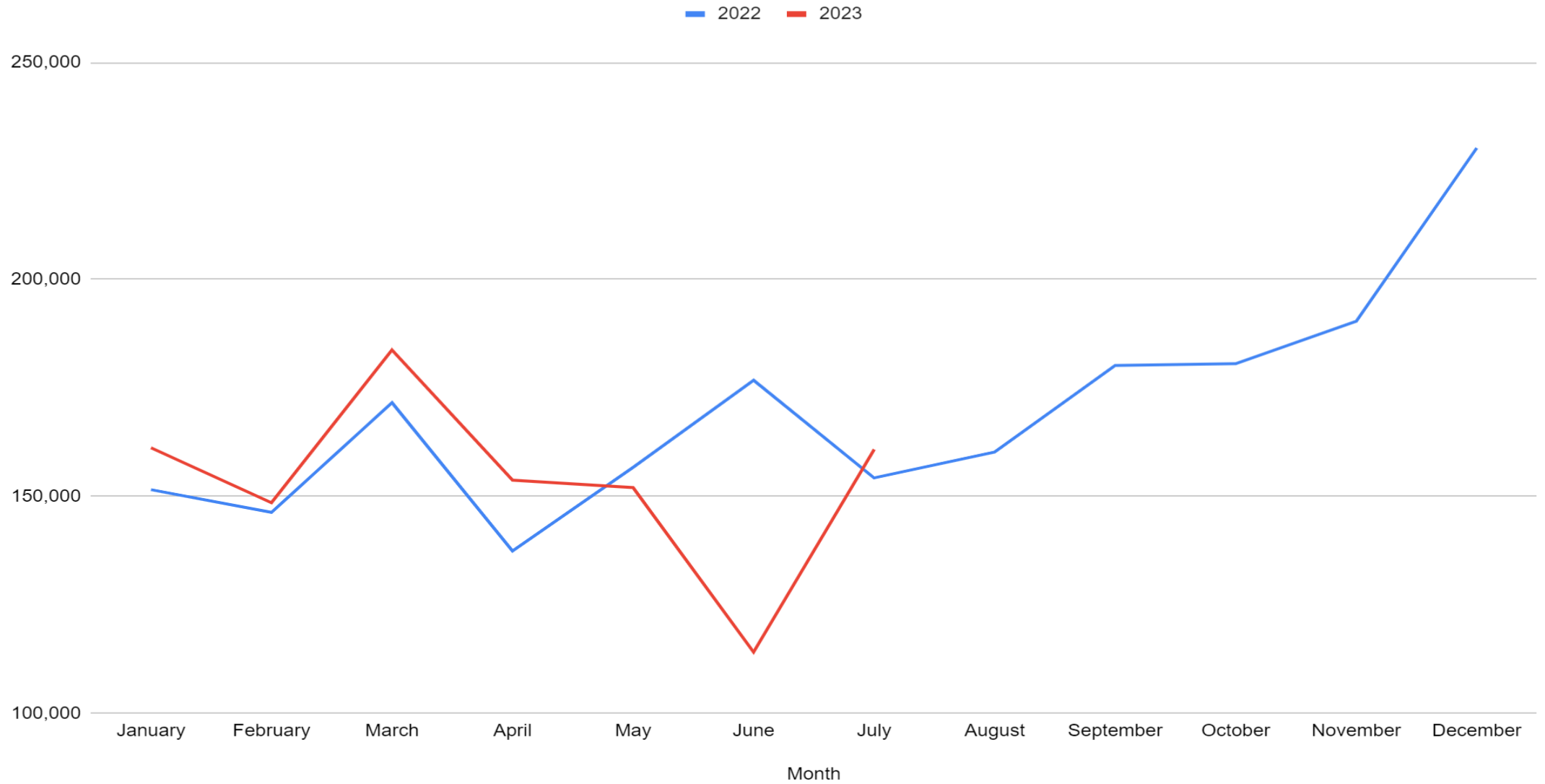


# LOCAL USE TAX

|                 | July 2023 | VS 2022 |
|-----------------|-----------|---------|
| ■ Downers Grove | \$160,856 | 4.25%   |



# Local Use Tax Revenue 2022 - 2023



# FOOD & BEVERAGE TAX



August 2023

\$307,098

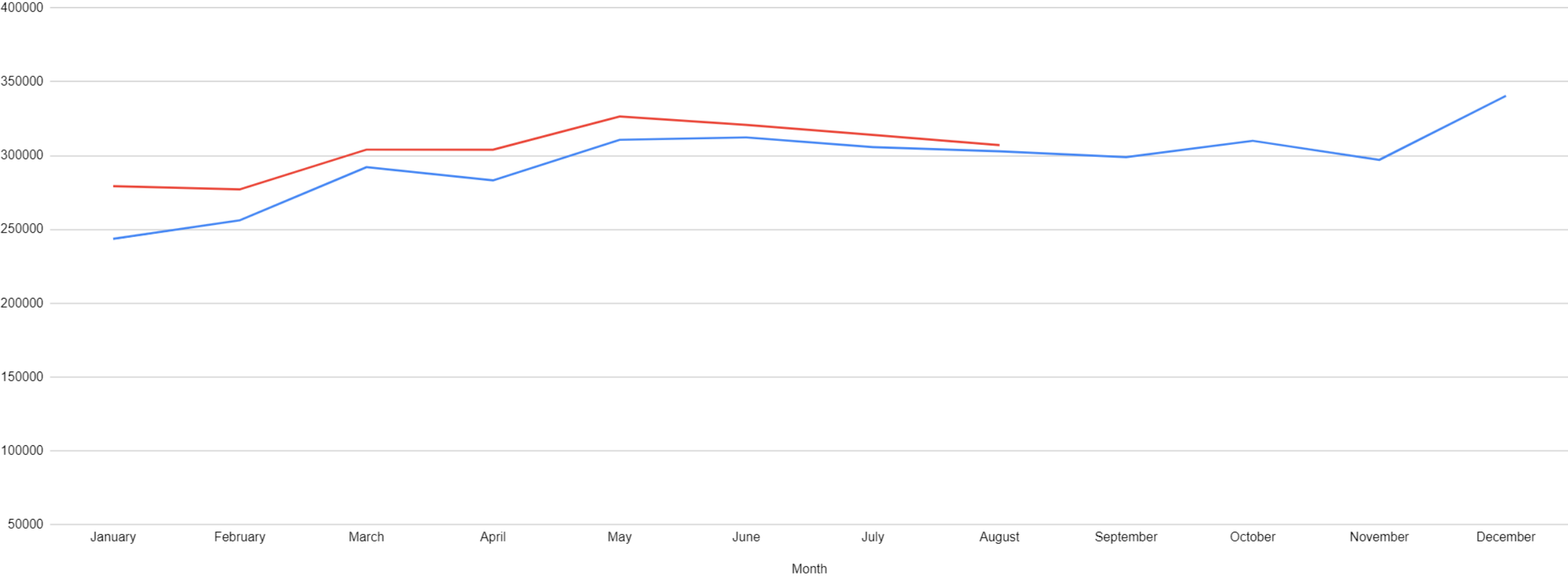
VS 2022

1.40%



# Food & Beverage Tax Revenue 2022 - 2023

2022 2023



# HOTEL TAXES



September 2023

\$73,961

2022

-16.92%

# Hotel Tax Revenue 2022 - 2023



# UNEMPLOYMENT RATES



September 2023

Downers Grove

3.7%

DuPage County

3.8%