

---

# MONTHLY KEY PERFORMANCE INDICATORS

AUGUST 2024



RETAIL RELATED REVENUES - SALES TAX, HOME RULE SALES  
TAX AND LOCAL USE TAX COMBINED



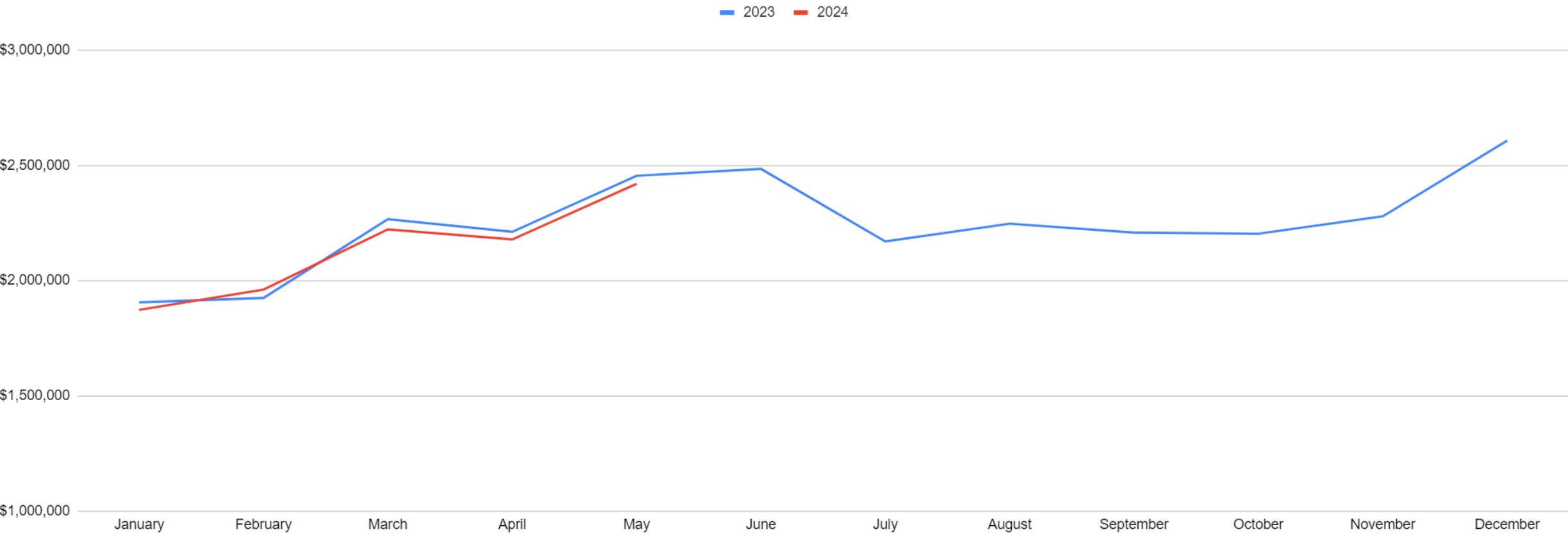
May 2024  
\$2,420,252

VS 2023  
-1.42%



# Retail Related Revenues 2023 - 2024

Sales, Home Rule and Local Use Taxes Combined



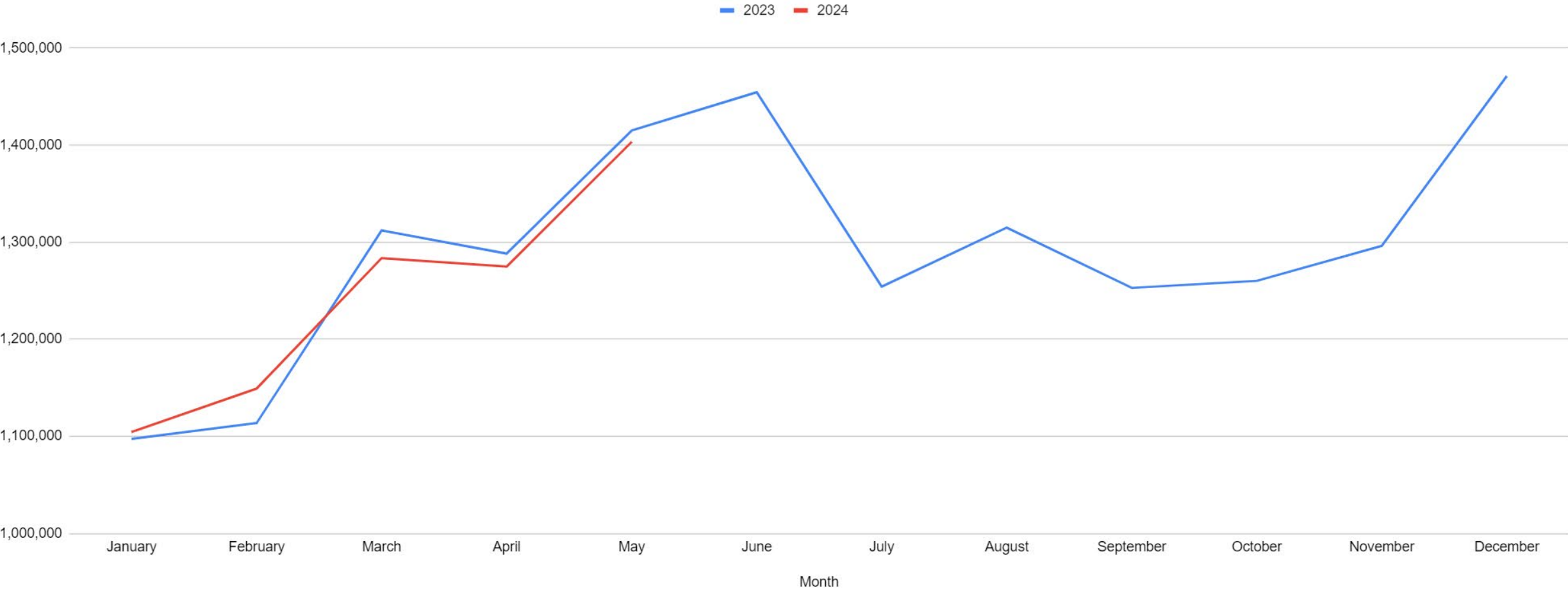
Retail Related Revenues - Sales Tax, Home Rule Sales Tax and Local Use Tax COMBINED

# MUNICIPAL SALES TAX TRADE AREA RATE COMPARISON

<u>Municipality</u>	<u>April 2024</u>	<u>VS 2023</u>
■ Downers Grove	<b>\$1,403,272</b>	<b>-0.82%</b>
■ Darien	\$385,302	3.00%
■ Lisle	\$754,445	27.09%
■ Lombard	\$120,0714	3.79%
■ Oak Brook	\$158,0659	6.18%
■ Oakbrook Terrace	\$265,229	7.68%
■ Westmont	\$1,001,137	-0.91%
■ Woodridge	\$633,113	7.82%



# Sales Tax Revenue 2023 - 2024

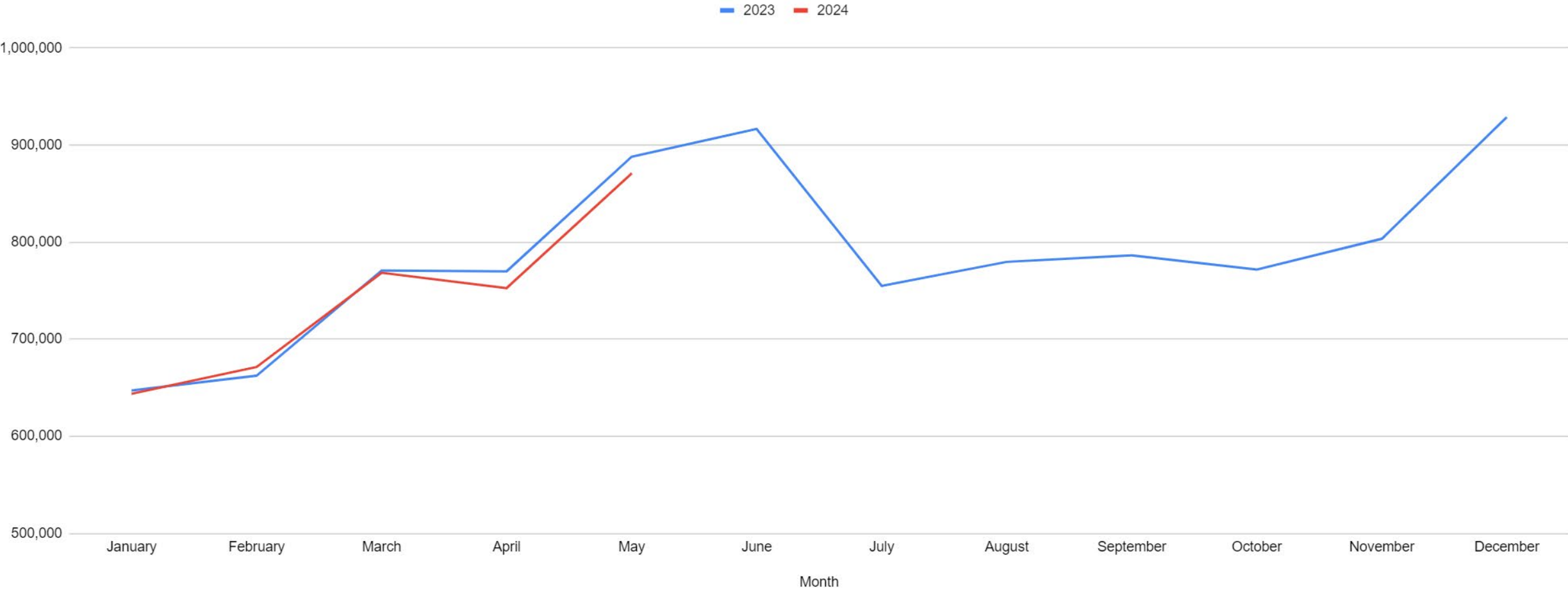


# HOME RULE/NON- HOME RULE SALES TAX TRADE AREA COMPARISON

<u>Municipality</u>	<u>April 2024</u>	<u>VS 2023</u>
■ Downers Grove	<b>\$870,852</b>	<b>-1.93%</b>
■ Darien	\$278,760	3.30%
■ Lisle	no tax collected	
■ Lombard	\$899,775	5.68%
■ Oak Brook	\$683,568	7.57%
■ Oakbrook Terrace	\$221,274	9.46%
■ Westmont	\$199,125	0.69%
■ Woodridge	\$234,102	-0.85%



# Home Rule Sales Tax Revenue 2023 - 2024



# LOCAL USE TAX



December 2023

\$146,128

VS 2023

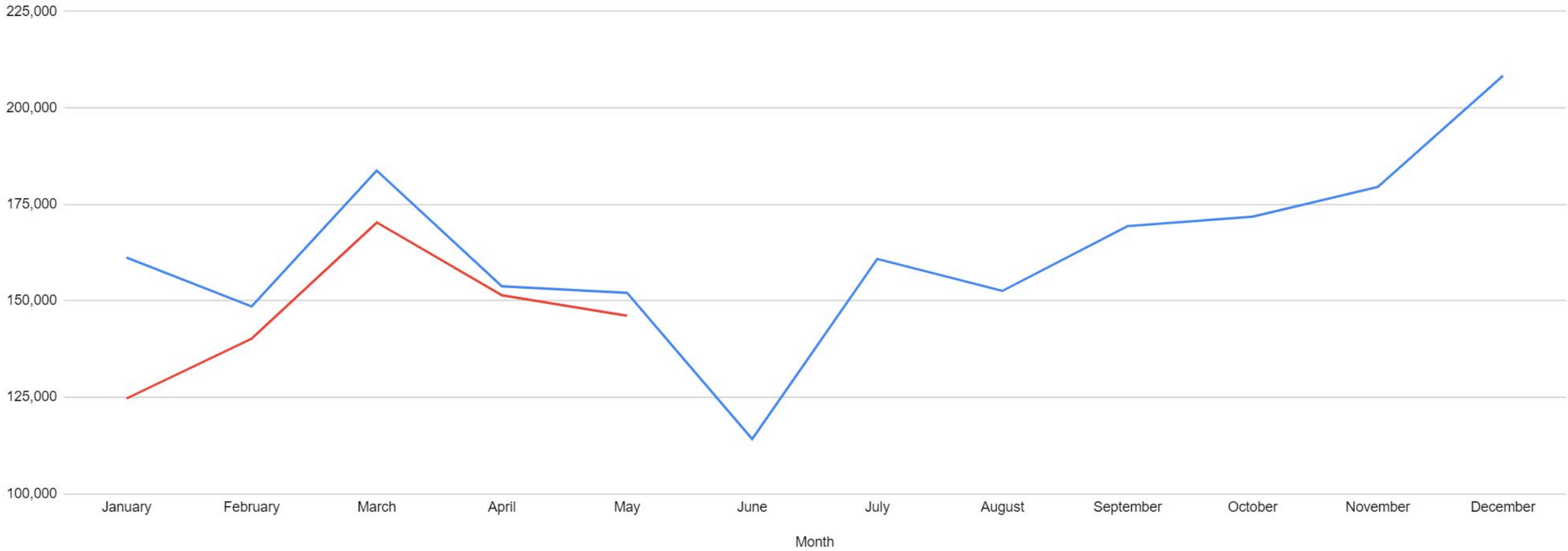
-3.90%





# Local Use Tax Revenue 2023 - 2024

2023 2024



# FOOD & BEVERAGE TAX



June 2024

\$303,948

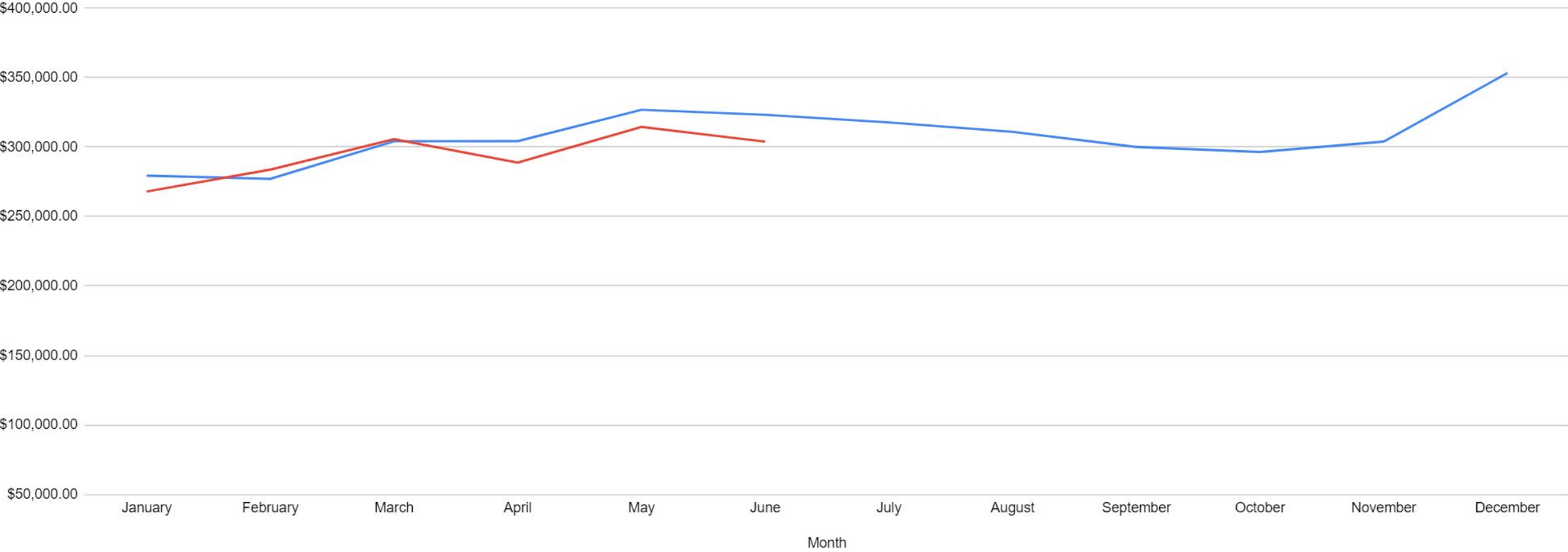
VS 2023

-5.99%



# Food & Beverage Tax Revenue 2023 - 2024

2023 2024



# HOTEL TAXES



May 2024

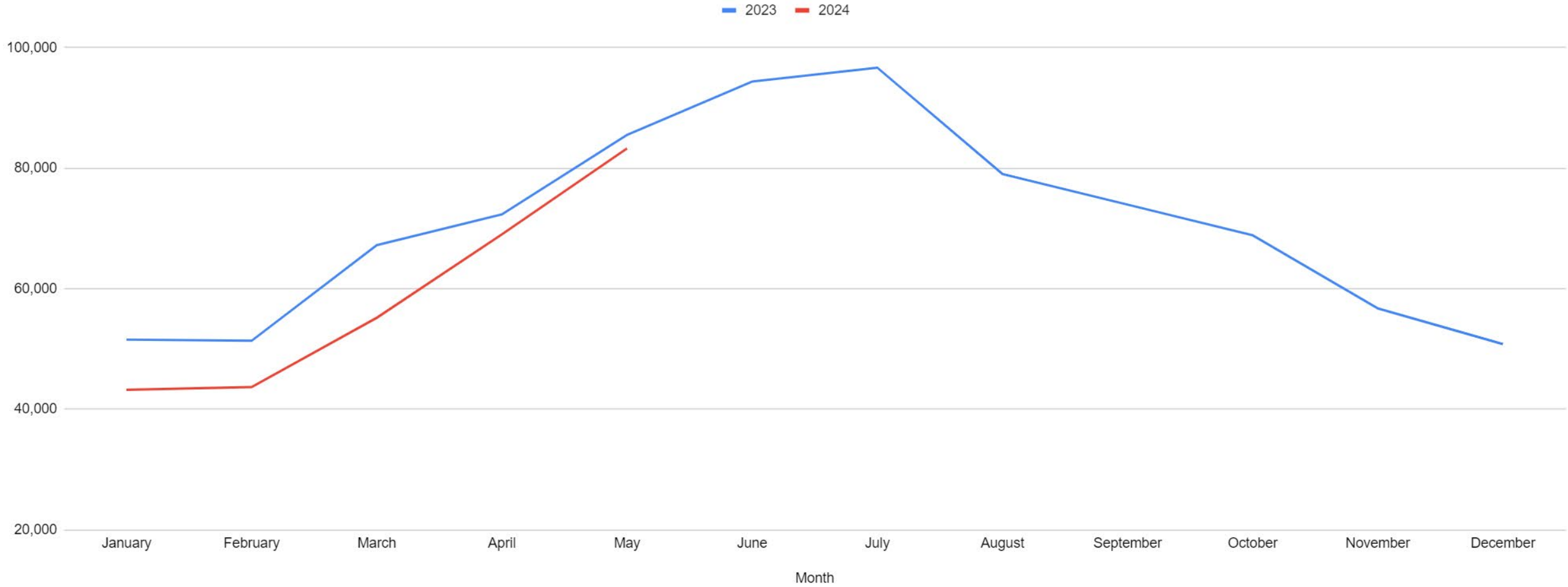
\$83,282

VS 2023

-2.62%



# Hotel Tax Revenue 2023 - 2024



# UNEMPLOYMENT RATES



June 2024

Downers Grove

5.2%

DuPage County

5.4%